

Flypaper

Flying Electronics Mission:

“To advance the RC flying hobby by providing a safe and enjoyable environment for RC pilots of all skill levels.”

Issue 680

March 2018

Club Charter 667



President's PreFlight - Cliff Evans

“O Lord, our Lord, how majestic is your name in all the Earth.” Psalm 8:1

“Failure is the opportunity to begin again more intelligently.” Henry Ford

Greetings and salutations intrepid aviators!

The quote by Henry Ford is most certainly my motto when building an airplane.

So, you have finished your project airplane and are ready to go when the sun shines bright and the gentle (or less than hurricane force anyway) warm (anything over 40 degrees is shorts weather for Wisconsinites) breezes beckon you to the flying field.

Wait a second there Desert Pete! (song from the 50's.....really) You have not balanced your masterpiece and if it ain't right then your maiden flight will not be the “doddle task” you hope it will be.

If it is nose heavy you will have to horse it off the runway and then flatten the gear on landing whilst the old timers (like me) will sit under the shelter and point and guffaw at your antics.

If it is tail heavy then you are really in the “bad books” because it is very hard to control and land a tail heavy flying machine in one piece. Once again receiving guffaws from the sedentary folks under the shelter.

Reality check: we don't really point and laugh, we usually provide empathy and help the person get the CG right.

Balancing is such a pain, though. You get out your balancing apparatus, set it up, try to place your airplane on it and if the plane isn't too heavy for the machine, thereby squashing it, your tail or your nose drops to the table, the plane falls down, striking your LiPo battery, shorting it out, starting a fire and burning your house down. Ever have a day like that, Bunky?

Continued on next page

Club Officers:

President: Cliff Evans

cevans@wi.rr.com

414-378-5568

Vice President: Tom Jacobs

tjacobs421@att.net

262-527-2481

Secretary: Chris Milbauer

chrismilb@att.net

414-750-2740

Treasurer: Dan Franklin

frank4401@wi.rr.com

262-252-3078

Club Directors:

Tom Beyer tomb@ptproductsinc.com

414-840-5243

Steve Huelsbeck

shuelsbeck@wi.rr.com

414-358-1078

Ed Malec

mechanical.eddie@gmail.com

414-763-7707

Dave Schroeder drs1640@yahoo.com

414-702-5150

Milwaukee RC Association Rep.

Dave Schroeder drs1640@yahoo.com

Field Manager:

Bob Scrip bob@flying3drc.com

414-327-5830

Newsletter Editor:

Pete Smith petesmith@wi.rr.com

414-207-7155

Club Meetings

Second Sunday of Month 7:00pm

De Marini's Restaurant

N88 W15229 Main Street

Menomonee Falls, WI 53051

Flying Site:

N61 W17000 Kohler Lane

Menomonee Falls, WI

www.flyingelectronics.com

Well, have I got a solution for you. Wanna' know what it is? See my building tip later in this newsletter.

The remark above about old guys pointing and laughing reminds me of a story. (here we go again). In 1984, I owned part of an airport FBO so I could pick any airplane in our rental fleet for a trip. I usually took my own Piper Warrior but this time I signed out a Cessna P210 Centurion. Six place, turbocharged, pressurized, cantilever wing (no struts), cruise at 200+ knots. The last two seats are mostly for legless children, but otherwise spacious.

I took the family (wife and son) to Kissimmee, Florida to spend a few days at Disney World. Trip down was great and I caught a tailwind that gave me a ground speed of over 250 Knots (288 mph for you landlubbers). Anyhoo, upon arrival at Kissimmee I came in a bit high and fast and performed the most Disney cartoon worthy four bounce landing. I actually heard the gear go Boiiiing. Upon taxiing up to the FBO, I saw three old guys on benches pointing and, I am pretty sure, laughing. Talk about embarrassing. No damage to the plane, plenty damage to the ego.

Thought of the month – Here is something I wrote in my President's Preflight way back in January of 1991: I believe that the first and foremost mission of an RC flying club is to promote the fun of safe flying. With that in mind, we need to focus on promoting our hobby as a worthwhile pastime which helps develop a variety of skills and coordination. This is especially true for our youth. It also helps keep the adults off the street and at the flying field or in our basements where we belong.

Timeless statement huh? I believed it then and believe it now. To that end, we need a safety officer. I will be asking for a volunteer at the March meeting.

Speaking of the March meeting, come on out for a great time of fellowship, information and fun. We will have a great raffle (Steve Huelsbeck has a boatload of great prizes for the entire year), great interchange of information and don't forget about the mini-swap we have at each meeting. Bring money to buy and stuff to sell. Remember the cardinal rule of the mini-swap: Sell what you don't want and buy what you don't need. Also, if you have a hint or tip in mind, we will allow time for you to share it with the rest of the members. As always, bring something for show and tell if you like.

Time to head back to the basement to do some detailing on the Westland Lysander, start building the Morrissey Bravo, repair the Cessna 195, Pitts, Wilga, Miss Texas, Gee Bee, and on and on.

Good Building, Good Flying, and God Bless

Cliff Evans



Next Meeting March 11th

Sunday 7:00 pm

DeMarini's

N88 W15229 Main St

Bring Yourself, a friend,




BUILDING TIP OF THE MONTH

Balancing Tip by Cliff Evans




I fly a lot of giant scale planes. Balancing is always a pain. Even for my mid-size planes too. Here is something I found that works well on a lot of airplanes.

If you have wings that plug into the main fuselage then locate your CG on the fuselage sides where the wings plug in, drill a hole for an 8-32 or 10-32 blind mounting nut. Install the nut on either the outside or the inside. Screw a bolt PARTIALLY IN on each side and install your wings up to the bolt. Slip a single loop nylon cord around each bolt and hang the whole thing by the cord from hooks in your basement rafters. Then you can easily add weight on either end of the airplane to balance.



Picture-1



Picture-2

The first picture shows my 1/3 scale Cub that weighs about 35 lbs. You can see the silver blind mounting nuts that I installed at the CG. I installed these on the outside of the fuselage, and I usually install the bolt from the outside.

The second picture shows my Ryan NY-P, otherwise known as the Spirit of St. Louis. It is 1/4 scale and weighs in at 40lbs. I purchased this plane from the estate of our beloved and late member, Marv Ingerson Sr. Here I marked the CG range and installed the blind mounting nut from the inside at the midpoint.

Notice that I store these planes in my garage because they are quite big. I hang them from bicycle hangers and I can also use the hangers to lift the planes from the CG cord wrapped around the bolts. Also allows me to work on the planes at different heights for best access.

This method works on high wing, biplanes, mid wing, and even low wing. On a low wing and some mid-wing you would hang them upside down. May not work on every plane but it does on nearly all of mine.



About AMA

FAA NOTAMS

Government Relations

Employment Opportunities

AMA Links

Media Room

Hotel & Restaurant Information

+ Organization

Hops and Props at the National Model Aviation Muse

What is the AMA?

About the International Aeromodeling Center (IAC)

Camping Information

Contact AMA

Federal Registration

Last month, we shared [new information](#) about the FAA's UAS registration requirement, which Congress has reinstated.

On December 12, 2017, President Trump signed legislation that will reverse the earlier court ruling in the John Taylor case and restore the FAA's UAS registration requirement, including for AMA members.

AMA believes that registration makes sense at some level, but has pushed for a more reasonable threshold. While we address these issues, members will be legally required to comply with the FAA registration requirement.

Following are some frequently asked questions. Answers are based on the information available at time of press and are subject to change.

Q: If I already registered, do I have register again?

A: You will not have to register again since this bill simply reverses the John Taylor case. We will share more as details emerge.

Q: Do I need to register again if I requested a refund and asked to be removed from the registration list?

A: You will need to re-register only if you received FAA confirmation that your request to be removed the database was honored.

Q: I did not request a refund/removal from registration database, will my registration number and expiration date stay the same?

A: Yes, your registration number and expiration date will remain the same unless you requested that the FAA remove your information from the database, and received FAA conformation of this removal.

Q: How do I register?

A: You can register at <https://registermyuas.faa.gov>. If you need assistance, please call 877 396 4636.





VALLEY AERO MODELERS

Everything RC Swap Meet & Auction

Sunday March 4th 2018

Monarch Gardens, Appleton



Buy & Sell R/C related items
Raffle prizes. Auction your items. Shop vendors!



Doors open at 8am sharp! (\$5 Admission)

NEW Early Bird Admission 7am (\$20 – 2 table maximum)

120+ Free tables

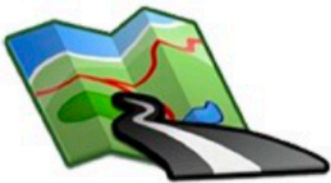
Auction begins at 11:00, raffle to follow

Food and refreshments available

Static model display

*Static model display, bring a model to display and receive a ticket for a special raffle (one ticket per person).

This is the primary fund raiser for the club, the Valley Aero Modelers are a 501c(7) nonprofit organization, all donations and money raised will be reinvested into the club.



2311 West Spencer Street Appleton WI 54914

Exit 41 at college Avenue, head east toward downtown,
turn right on lynndale, then left on Spencer.
Monarch gardens will be on the right.

Contact information: flyvam670@gmail.com

Website: <http://www.FLYVAM.com>



Rock Valley R/C Flyers

Swap Meet and Auction

Saturday

March 10, 2018

9 am to 1 pm



The Greater Rockford at Midway Village Museum


Location

Midway Village Museum, 6799 Guilford Road, Rockford IL 61107

Mail or Call

Ernie Petit — 319-432-4129

409 S. 2nd Street, Rockford, IL 61104



Vendor Form

Name: _____

Address: _____

City: _____ State: _____ Zip: _____

Email: _____ Phone Number: _____

of tables @ \$20 each _____ \$ _____

minus pre-payment discount of \$5 per table \$ _____

Total \$ _____ **Sorry No Refunds**

Make checks payable to: Rock Valley R/C Flyers Club

\$5 discount per table for advanced registration. No table price reduction if pre-payment is not included.

Madison Area Radio Control Society SWAP MEET



Sunday March 18th, 8:00 AM - 10:30 AM
Sun Prairie H.S. 888 Grove St. Sun Prairie, WI 53590
(enter door #1)

\$5.00 per person General Admission
(sellers and buyers)

Sellers First table - \$5.00

\$10.00 for each additional table

Indoor Fly to Follow
10:30 a.m. to 1:30 p.m.

\$10.00 donation
must be 6 oz or less.

**The Lakeland, Pebble Creek and Rubicon RC Clubs Invites You, Family, and
Guests To A Memorable and Highly Enjoyable Evening**

“Celebrating Our Joint RC Highlights from 2017”

Participate In a Unique and Fun Filled Evening! Again starring Chris Kraco

When: Mark your Calendars for Saturday, March 24, 2018

Awesome entertainment, drawings for the ladies, plane and heli display contest and more---

-

Where: Weissgerber's Golden Mast Inn, on Okauchee Lake

(W349 N5293 Lacy's Lane; Okauchee, WI 53069)

**The meal: Steamed or deep fried cod (using low cholesterol oil) and all the trimmings, dessert, coffee and tea;
cash bar. Let us know if you don't like fish, as we offer a chicken alternative, if required!**

Cost & Schedule: \$29/person (includes 17% tip and 5.1% sales tax)

5:30 PM – 6:30 PM reception with cash bar

6:30 PM – Start of buffet family style dinner and activities

Limited seating, so please reserve early!

Final cut-off reservation deadline is Saturday, 3/17/18, but please respond earlier if possible

Note: we are no longer accepting payment at the banquet, as this has become problematic

Make checks payable to Lakeland RC Club, and mail with reservation to:

Dan Kleckner: 2010 Milwaukee Street; Delafield, WI 53018 (262-844-9944)

Questions? Call Tom Schweizer at 262-490-3078; or Holger Petersen at 414-239-7890

Please Respond ASAP_____

Please cut and return this reservation slip with your payment

Saturday, March 24, 2018 Lakeland, Pebble Creek & Rubicon RC Clubs Banquet

From:_____ Phone #:_____

Number of reservations:_____ Amount of enclosed check: \$_____

Send to: Dan Kleckner, 2010 Milwaukee Street; Delafield, WI 53018

SWAP 'TIL' YOU DROP 2018

Radio Control Swap Meet



Saturday, March 31st, 2018
8:00 AM thru 12:00 PM

Planes, Boats, Cars, Helicopters, Multirotors – and More!




Table Set Up and Check In at 7:15 AM
General Admission at 8:00 AM

Held at the DuPage County Fairgrounds
2015 West Manchester Lane Wheaton, IL 60187

Back in our traditional space! Plenty of room, big aisles, and for you vendors – lots of wall area! Bring in those Giant Scale kits!

Tables \$20 pre-registered

3 or more, \$18 each; \$25 at the door

One Adult admission with each table

Admission: Adults \$5, children under 12 free

Coffee, donuts, and pop available

Note: tables are on a first come, first served basis

Raffle Prizes:

First Prize: \$150

Second Prize: \$75

Third Prize: \$50

Tickets: \$1

Sponsored by Suburban R/C Barnstormers, Inc.

For info contact:

Hector R. Rivera (630) 439-6016


hector.r.rivera@comcast.net

Mail table reservations to:

Swap 'Til You Drop

158 Raven Lane

Bloomington, IL 60108-1428



AMA Chapter #640

www.suburbanrcbarnstormers.com

Hobby / Recreational Flying

What Can I Do With My Model Aircraft?

Having fun means flying safely! Hobby or recreational flying doesn't require FAA approval but you must follow safety guidelines. Any other use requires FAA authorization.

AVOID DOING ANYTHING HAZARDOUS TO OTHER AIRPLANES OR PEOPLE AND PROPERTY ON THE GROUND

- ✓ **DO** fly a model aircraft/UAS at the local model aircraft club
- ✓ **DO** take lessons and learn to fly safely
- ✓ **DO** contact the airport or control tower when flying within 5 miles of the airport
- ✓ **DO** fly a model aircraft for personal enjoyment
- ✗ **DON'T** fly near manned aircraft
- ✗ **DON'T** fly beyond line of sight of the operator
- ✗ **DON'T** fly an aircraft weighing more than 55 lbs unless it's certified by an aeromodeling community-based organization
- ✗ **DON'T** fly contrary to your aeromodeling community-based safety guidelines
- ✗ **DON'T** fly model aircraft for payment or commercial purposes



For more information about safety training and guidelines, visit www.knowbeforeyoufly.org

For more information, visit
www.faa.gov/uas



**Federal Aviation
Administration**

FAA/023-CTR-1226

2018 Flying Electron Meetings and Local Events

Day	Date	Event	URL
Sunday	March 11th	Flying Electron Meeting	www.flyingelectrons.com
Sunday	April 8th	Flying Electron Meeting	www.flyingelectrons.com
Saturday	April 28th or May 5th	Field Cleanup	www.flyingelectrons.com
Sunday	May 6th	Flying Electron Meeting	www.flyingelectrons.com
Saturday	May 19th	Club Fun Fly ???	www.flyingelectrons.com
Sunday	June 10th	Flying Electron Meeting	www.flyingelectrons.com
Sunday	June 24th	Electric Event	www.flyingelectrons.com
Sunday	July 8th	Scale Event	www.flyingelectrons.com
Sunday	July 8th	Flying Electron Meeting	www.flyingelectrons.com
Sunday	August 12th	Flying Electron Meeting	www.flyingelectrons.com
Thursday	August 23rd	Jim Wahner Dead Chicken	www.flyingelectrons.com
Saturday	August 25th	Charity Event	www.flyingelectrons.com
Sunday	August 26th	Charity Event - rain date	www.flyingelectrons.com
Saturday	September 8th	Swap Meet	www.flyingelectrons.com
Sunday	September 9th	Swap Meet - rain date	www.flyingelectrons.com
Sunday	September 9th	Flying Electron Meeting	www.flyingelectrons.com
Sat - Sun	September 15th - 16th	Pattern Contest	www.flyingelectrons.com
Saturday	October 6th	Fright Fest ???	www.flyingelectrons.com
Sunday	October 14th	Flying Electron Meeting	www.flyingelectrons.com
Sunday	November 11th	Flying Electron Meeting	www.flyingelectrons.com
Wednesday	December 5th	Christmas Party	www.flyingelectrons.com



IN AN EMERGENCY



N61 W17000 Kohler Lane

Menomonee Falls County Yard

FIRST AID BOX on NORTH SIDE OF BUILDING

POLICE or FIRE: CALL 911

COMMUNITY MEMORIAL HOSPITAL

W180 N8085 Town Hall Rd. Menomonee Falls. 262-251-1000